

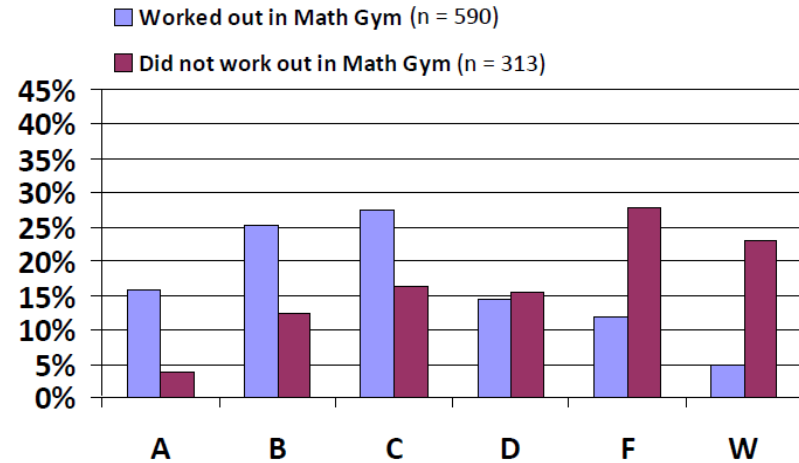
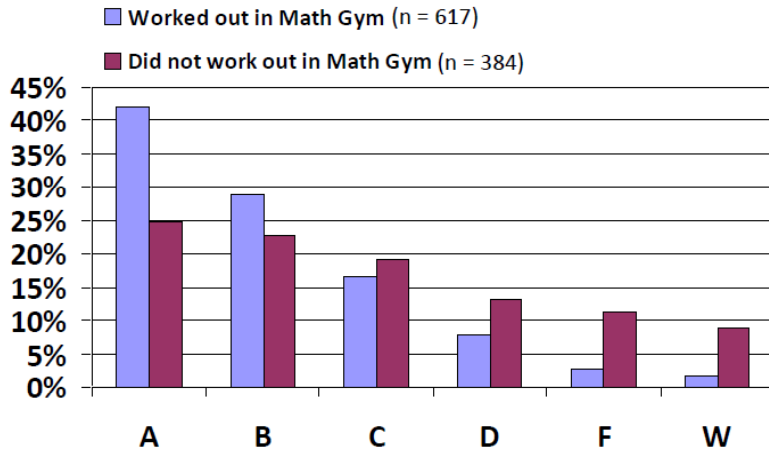
Math Gym Usage 2013

	SPRING 2013	FALL 2013
Target Math Courses	155,150,151,152	155,150,151,152,251
Total Enrollment	1562	1904
Number invited to MG (Based on QZ Alerts)	781 (50%)	903 (47%)
Number of students with at least one MG visit	551	1207
Total number of MG visits	1810	4203
Average visit per student	3.3	3.5

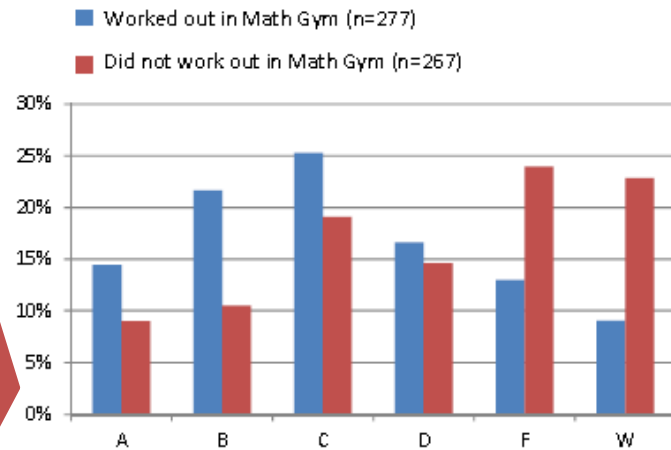
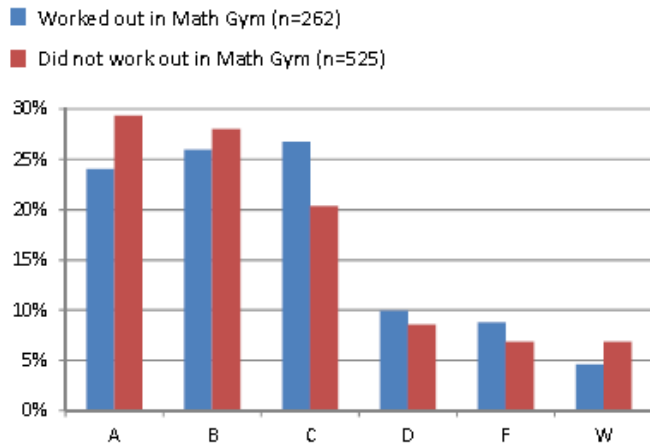
STUDENTS WHO DID NOT RECEIVE QUIZ ZERO ALERTS

STUDENTS WHO RECEIVED QUIZ ZERO ALERTS

SPRING 2013



FALL 2013



@Risk

Impact of working out at the math gym

Percentage of Students with Final Grade of A, B or C, grouped by Quiz Zero Score and Math Gym Attendance (sample sizes indicated in parentheses)

QZ Score	Number of times Attended Math Gym					
	0		1-3		4 +	
$0 \leq \text{QZ} < 5$	21%	(126)	51%	(70)	71%	(35)
$5 \leq \text{QZ} < 10$	31%	(102)	63%	(118)	78%	(94)
$10 \leq \text{QZ} < 15$	54%	(175)	72%	(242)	85%	(146)
$15 \leq \text{QZ} < 20$	64%	(200)	86%	(270)	84%	(121)
$20 \leq \text{QZ} \leq 25$	78%	(105)	95%	(76)	100%	(24)
Total	51%	(708)	76%	(776)	83%	(420)

* 17 out of the 1904 students had missing QZ scores, these students were given a zero %